

Scaled data based on original data using  
LM-79-08 Approved Method: Electrical and Photometric Measurements of Solid-  
State Lighting Products

Test Report Prepared for  
Cooper Lighting Solutions  
(formerly Eaton)

Brand: INVUE

Report Number: P675525

Luminaire Tested: **CCW-SA-1E-727-U-SL3**

Issue Date: 04/25/2023



**Test Information**

Test Method: LM-79-08  
Report Number: P675525  
Test Lab: INNOVATION CENTER(G1)  
Issue Date: 04/25/2023  
Manufacturer: COOPER LIGHTING SOLUTIONS (FORMERLY EATON)  
Product Line: INVUE  
Catalog Number: CCW-SA-1E-727-U-SL3  
Description: INVUE CLEAR CURVE Wall Pack MOUNT LIGHT SQUARE LUMINAIRE @1050mA w/  
SL3 distribution lens  
Light Source: (16) 2700K CCT, 70 CRI LEDs  
Ballast/Driver: ELECTRONIC DRIVER

**Summary**

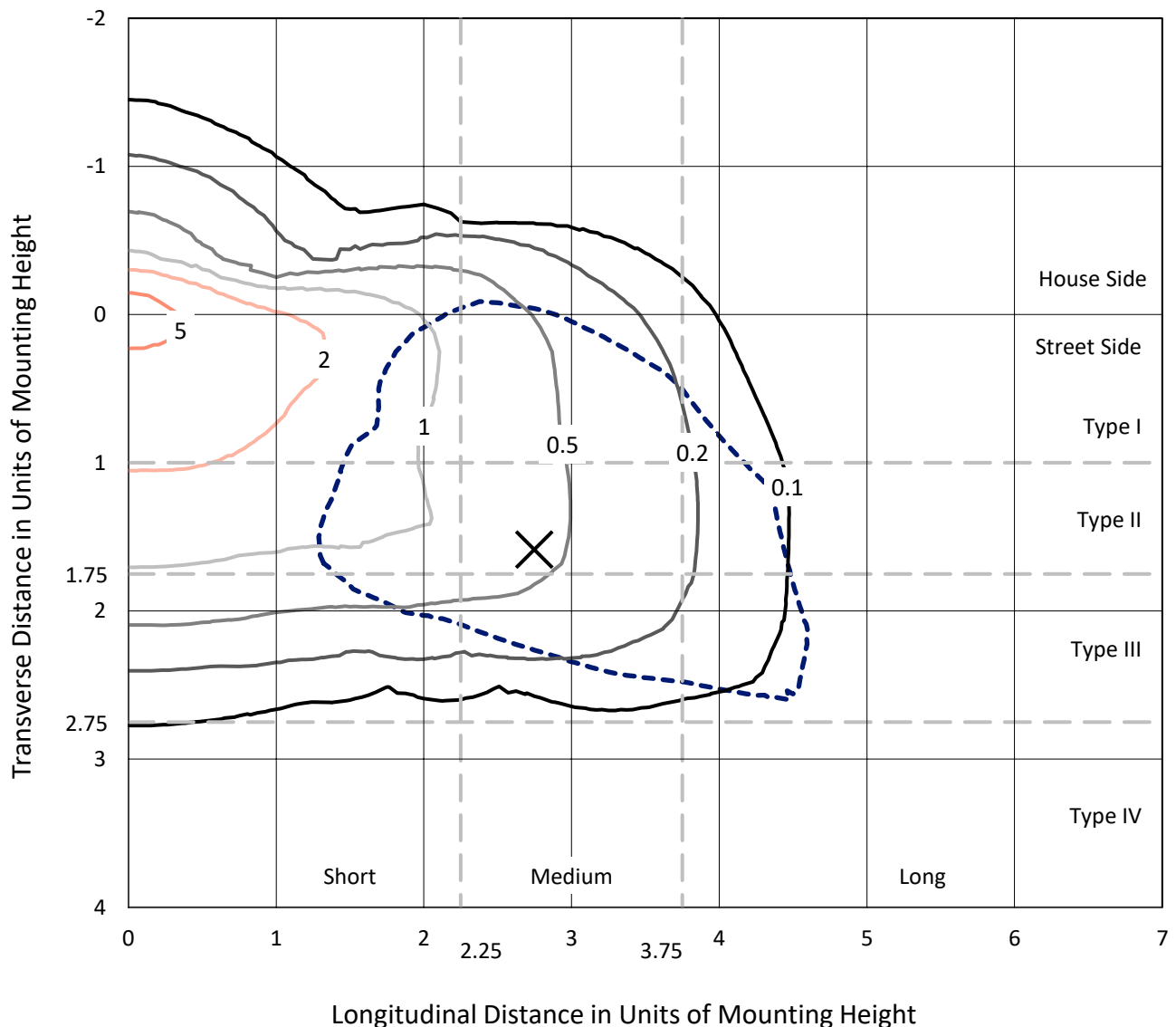
Lumens per Lamp: N/A  
Luminaire Lumens: 5653.4 lumens  
Efficiency: N/A  
Efficacy: 100.8 lumens/watt  
Luminous Opening: Rectangular (W 1' x L: 0.5' x H: 0')  
IES Classification: Type III - Medium  
BUG Rating: B1 - U0 - G2

Input Watts (W): 56.1  
Input Voltage (V): 120  
Input Current (Ain): NR  
Voltage Rise (V): NR  
Power Factor: NR  
Total Harmonic Distortion (THDi): NR  
Frequency (hertz): 60  
Stabilization Time: NR  
Operation Time: NR  
Ambient Temperature (°C): NR  
Test Distance: 25 FT

REPORT NUMBER: P675525  
 CATALOG NUMBER: CCW-SA-1E-727-U-SL3

### Iso-Footcandle Lines of Horizontal Illumination

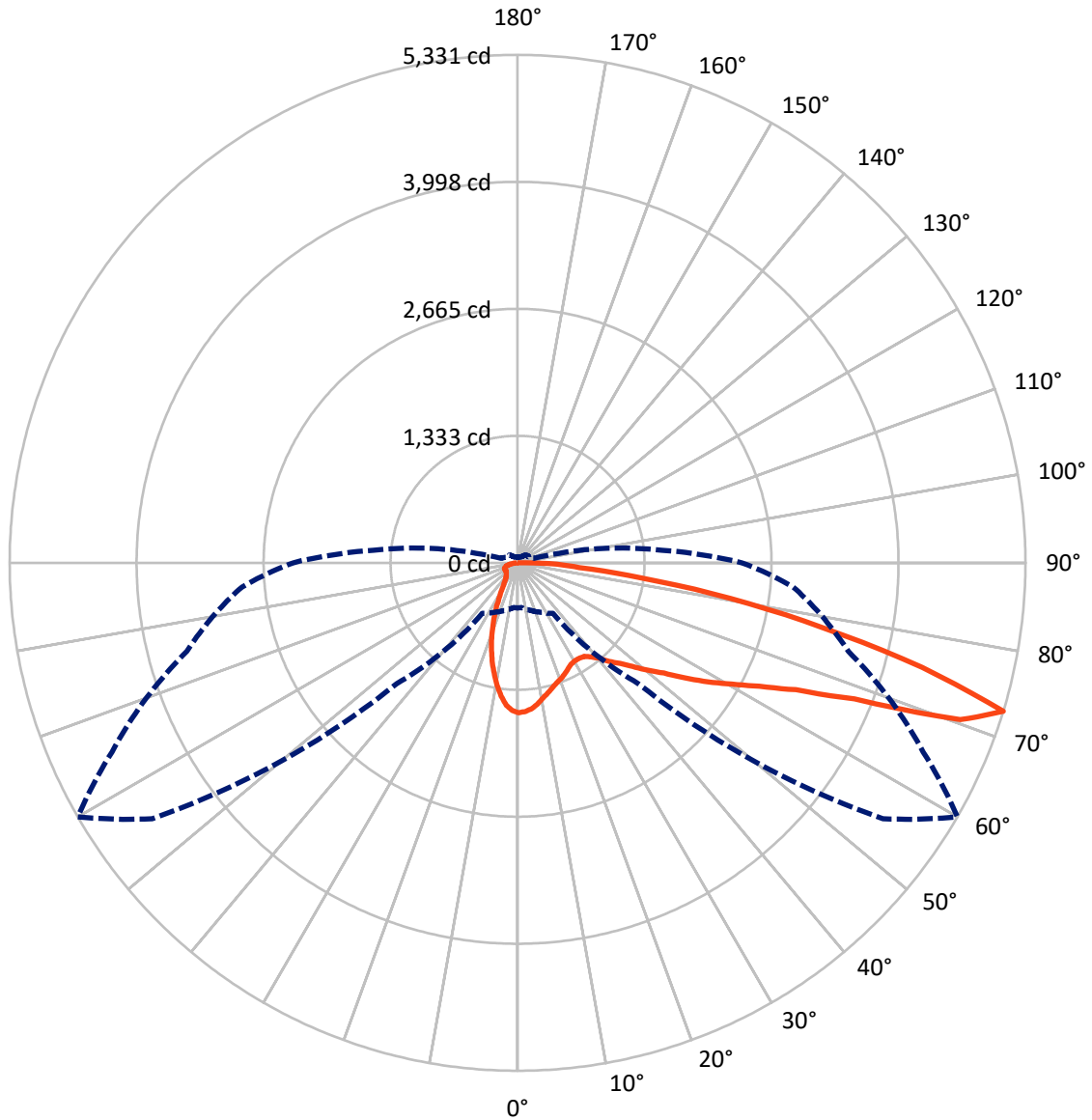
× Max cd  
 - - - 1/2 Max cd



Based on 15 foot mounting height. Maximum calculated value = 7 fc  
 Type III - Medium - N/A

REPORT NUMBER: P675525  
CATALOG NUMBER: CCW-SA-1E-727-U-SL3

### Luminous Intensity Polar Plot



— Vertical Plane Through 60-Deg Lateral    - - - Horizontal Cone Through 72.5-Deg Vertical

REPORT NUMBER: P675525  
 CATALOG NUMBER: CCW-SA-1E-727-U-SL3

**FLUX DISTRIBUTION:**

		Downward	Upward	Total
<b>House Side</b>	Lumens	971.2	0.0	971.2
	% Fixture	17.2	0.0	17.2
<b>Street Side</b>	Lumens	4682.3	0.0	4682.3
	% Fixture	82.8	0.0	82.8
<b>Total</b>	Lumens	5653.4	0.0	5653.4
	% Fixture	100.0	0.0	100.0

**Coefficient of Utilization**

**ZONAL LUMENS:**

Zone	Lumens	% Fixture
0°-10°	136.4	2.4
10°-20°	309.4	5.5
20°-30°	396.0	7.0
30°-40°	506.6	9.0
40°-50°	694.8	12.3
50°-60°	1004.9	17.8
60°-70°	1378.6	24.4
70°-80°	1034.5	18.3
80°-90°	192.3	3.4
90°-100°	0.0	0.0
100°-110°	0.0	0.0
110°-120°	0.0	0.0
120°-130°	0.0	0.0
130°-140°	0.0	0.0
140°-150°	0.0	0.0
150°-160°	0.0	0.0
160°-170°	0.0	0.0
170°-180°	0.0	0.0
0°-90°	5653.4	100.0
0°-180°	5653.4	100.0

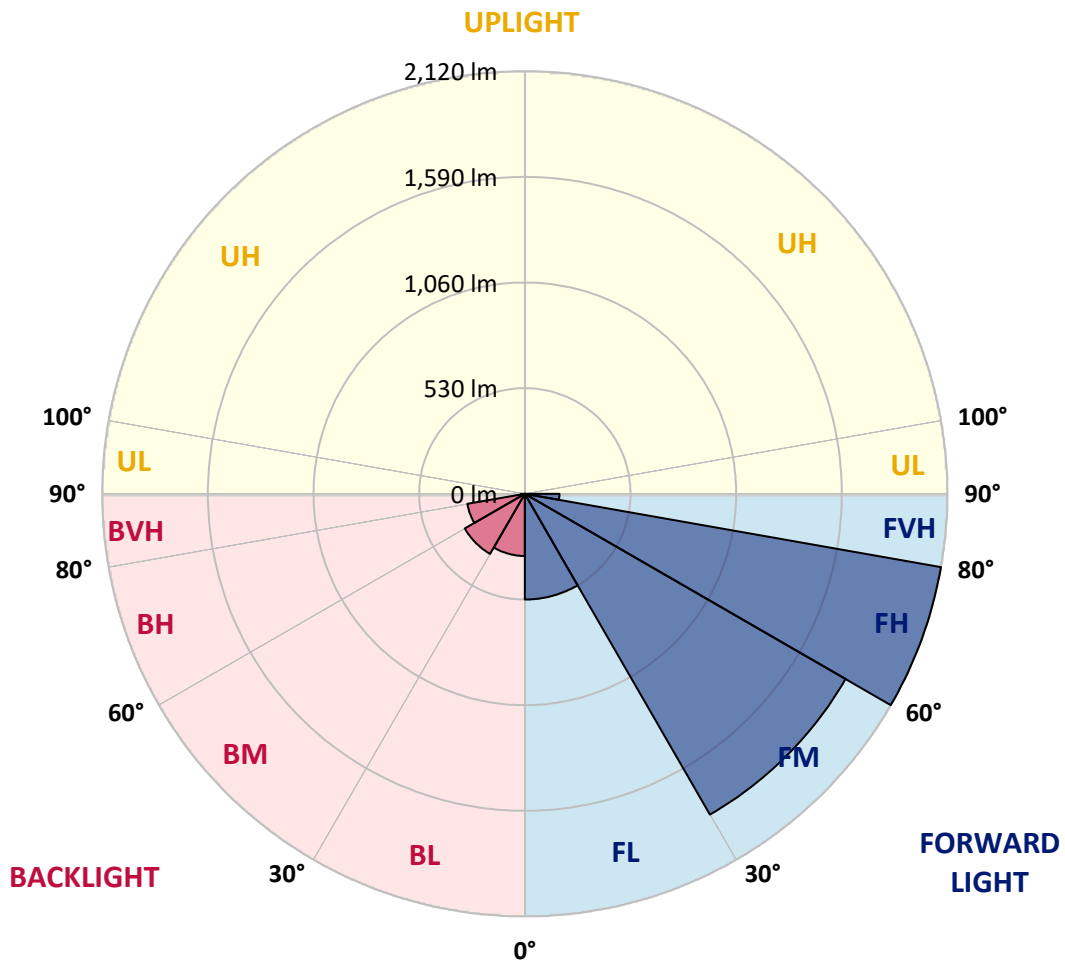


REPORT NUMBER: P675525  
 CATALOG NUMBER: CCW-SA-1E-727-U-SL3

**LUMINAIRE CLASSIFICATION SYSTEM LUMEN TABLE AND BUG RATING:**

Zone	Lumens	% Fixture	Zone Rating/Lumen Limit		
			B	U	G
FL (0°-30°)	530.1	9.4			
FM (30°-60°)	1858.2	32.9			
FH (60°-80°)	2120.4	37.5			G2/5000
FVH (80°-90°)	173.5	3.1			G2/225
BL (0°-30°)	311.7	5.5	B1/500		
BM (30°-60°)	348.0	6.2	B1/1000		
BH (60°-80°)	292.7	5.2	B1/500		G1/500
BVH (80°-90°)	18.7	0.3			G1/100
UL (90°-100°)	0.0	0.0		U0/0	
UH (100°-180°)	0.0	0.0		U0/0	

**BUG Rating: B1-U0-G2**  
 Type III Medium





REPORT NUMBER: P675525

CATALOG NUMBER: CCW-SA-1E-727-U-SL3

**CANDELA DISTRIBUTION (FULL):**

	0°	5°	15°	25°	35°	45°	55°	60°	65°	75°	85°
0°	1574.2	1574.2	1574.2	1574.2	1574.2	1574.2	1574.2	1574.2	1574.2	1574.2	1574.2
2.5°	1540.5	1555.3	1559.5	1559.5	1572.1	1557.4	1578.4	1561.6	1565.8	1572.1	1567.9
5°	1466.9	1492.1	1477.4	1504.7	1494.2	1513.2	1538.4	1538.4	1532.1	1544.7	1534.2
7.5°	1395.3	1386.9	1412.1	1412.1	1429.0	1454.2	1475.3	1496.3	1498.4	1502.6	1500.5
10°	1298.5	1309.0	1321.7	1338.5	1359.5	1384.8	1429.0	1445.8	1450.0	1475.3	1469.0
12.5°	1218.5	1233.3	1241.7	1275.4	1294.3	1330.1	1380.6	1403.7	1405.8	1441.6	1441.6
15°	1159.6	1168.0	1187.0	1199.6	1241.7	1292.2	1340.6	1361.6	1384.8	1422.7	1412.1
17.5°	1119.6	1130.1	1138.6	1155.4	1195.4	1237.5	1313.2	1325.9	1353.2	1407.9	1395.3
20°	1096.5	1098.6	1111.2	1121.7	1157.5	1197.5	1264.8	1298.5	1334.3	1382.7	1370.1
22.5°	1100.7	1092.3	1090.2	1104.9	1111.2	1149.1	1231.2	1266.9	1317.4	1374.3	1353.2
25°	1109.1	1111.2	1107.0	1094.4	1096.5	1130.1	1184.9	1231.2	1288.0	1372.2	1330.1
27.5°	1130.1	1140.7	1123.8	1111.2	1098.6	1111.2	1168.0	1201.7	1264.8	1382.7	1328.0
30°	1151.2	1161.7	1157.5	1138.6	1113.3	1109.1	1149.1	1191.2	1252.2	1391.1	1328.0
32.5°	1182.8	1197.5	1182.8	1189.1	1159.6	1140.7	1155.4	1193.3	1264.8	1420.6	1330.1
35°	1218.5	1231.2	1235.4	1220.6	1214.3	1178.5	1187.0	1205.9	1277.5	1454.2	1351.1
37.5°	1258.5	1273.2	1285.9	1288.0	1266.9	1245.9	1241.7	1252.2	1309.0	1513.2	1374.3
40°	1285.9	1294.3	1319.5	1340.6	1346.9	1317.4	1315.3	1315.3	1365.8	1565.8	1416.4
42.5°	1332.2	1328.0	1363.7	1401.6	1412.1	1395.3	1399.5	1416.4	1445.8	1641.5	1483.7
45°	1355.3	1351.1	1393.2	1456.3	1504.7	1496.3	1500.5	1506.9	1534.2	1761.5	1597.3
47.5°	1386.9	1391.1	1452.1	1523.7	1574.2	1603.7	1626.8	1624.7	1645.8	1883.6	1723.6
50°	1418.5	1426.9	1500.5	1576.3	1664.7	1715.2	1748.9	1772.0	1793.1	2011.9	1868.8
52.5°	1479.5	1487.9	1570.0	1652.1	1765.7	1839.4	1923.6	1921.4	1923.6	2140.3	2014.0
55°	1567.9	1570.0	1618.4	1713.1	1866.7	2001.4	2117.2	2129.8	2094.0	2300.3	2180.3
57.5°	1668.9	1677.3	1719.4	1791.0	1946.7	2157.2	2333.9	2359.2	2262.4	2430.7	2331.8
60°	1763.6	1769.9	1835.2	1917.2	2085.6	2352.9	2552.8	2582.3	2477.0	2590.7	2489.7
62.5°	1656.3	1687.8	1803.6	1990.9	2329.7	2649.6	2830.6	2849.6	2685.4	2752.7	2658.0
65°	1325.9	1346.9	1513.2	1816.2	2346.6	3188.4	3259.9	3209.4	2971.6	2961.1	2912.7
67.5°	738.7	755.5	869.2	1187.0	1976.2	3390.4	4183.8	3813.4	3415.7	3274.7	3257.8
70°	583.0	587.2	601.9	667.1	1096.5	2988.5	4912.0	4928.8	4141.7	3706.1	3331.5
72.5°	473.5	471.4	515.6	572.4	648.2	1793.1	4682.6	5330.8	4697.3	3592.5	2902.2
75°	362.0	368.3	425.1	507.2	593.5	843.9	3493.5	4385.9	4400.6	3348.3	2447.6
77.5°	275.7	277.8	340.9	448.3	580.9	595.6	2279.2	3268.4	3283.1	2592.8	1349.0
80°	206.2	206.2	258.9	378.8	566.1	549.3	1403.7	2266.6	2051.9	911.3	294.6
82.5°	117.9	126.3	172.6	288.3	513.5	528.2	791.3	1298.5	867.1	248.3	136.8
85°	63.1	65.2	105.2	193.6	423.0	505.1	604.0	646.1	345.1	132.6	63.1
87.5°	23.1	23.1	48.4	98.9	267.3	374.6	479.8	412.5	197.8	61.0	31.6
90°	0.0	0.0	0.0	0.0	0.0	0.0	0.0	0.0	0.0	0.0	0.0



REPORT NUMBER: P675525

CATALOG NUMBER: CCW-SA-1E-727-U-SL3

**CANDELA DISTRIBUTION (continued):**

	90°	95°	105°	115°	125°	135°	145°	155°	165°	175°	180°
0°	1574.2	1574.2	1574.2	1574.2	1574.2	1574.2	1574.2	1574.2	1574.2	1574.2	1574.2
2.5°	1572.1	1563.7	1557.4	1563.7	1540.5	1530.0	1542.6	1536.3	1523.7	1517.4	1513.2
5°	1540.5	1530.0	1519.5	1513.2	1487.9	1462.7	1450.0	1424.8	1403.7	1410.0	1397.4
7.5°	1506.9	1496.3	1464.8	1435.3	1384.8	1334.3	1311.1	1275.4	1262.7	1252.2	1245.9
10°	1464.8	1445.8	1397.4	1338.5	1264.8	1208.0	1149.1	1107.0	1062.8	1043.9	1050.2
12.5°	1412.1	1401.6	1325.9	1235.4	1132.2	1037.5	968.1	900.7	841.8	810.2	801.8
15°	1389.0	1357.4	1248.0	1128.0	997.6	879.7	776.6	658.7	589.3	555.6	555.6
17.5°	1363.7	1304.8	1174.3	1010.2	860.8	709.2	564.0	456.7	402.0	383.0	383.0
20°	1323.8	1258.5	1088.0	898.6	717.6	534.6	404.1	345.1	328.3	315.7	317.8
22.5°	1294.3	1214.3	1008.1	789.2	568.2	397.8	317.8	298.8	292.5	288.3	290.4
25°	1260.6	1161.7	923.9	671.3	446.2	313.6	275.7	267.3	271.5	273.6	273.6
27.5°	1233.3	1117.5	837.6	545.1	336.7	265.2	248.3	246.2	254.6	258.9	261.0
30°	1214.3	1077.5	753.4	429.3	269.4	235.7	227.3	227.3	237.8	242.0	244.1
32.5°	1195.4	1043.9	662.9	328.3	229.4	210.5	208.3	210.5	216.8	216.8	218.9
35°	1201.7	1012.3	576.6	265.2	206.2	193.6	193.6	193.6	195.7	197.8	197.8
37.5°	1214.3	1003.9	484.0	223.1	189.4	181.0	181.0	178.9	181.0	178.9	181.0
40°	1226.9	991.2	399.9	197.8	178.9	172.6	170.5	166.3	164.2	164.2	166.3
42.5°	1279.6	1008.1	328.3	181.0	170.5	166.3	159.9	155.7	153.6	153.6	153.6
45°	1346.9	1039.6	271.5	172.6	164.2	153.6	149.4	147.3	143.1	145.2	147.3
47.5°	1447.9	1088.0	237.8	166.3	157.8	145.2	141.0	136.8	136.8	141.0	141.0
50°	1580.5	1168.0	216.8	159.9	151.5	138.9	132.6	130.5	130.5	136.8	136.8
52.5°	1723.6	1260.6	208.3	157.8	145.2	132.6	126.3	124.2	124.2	132.6	132.6
55°	1866.7	1374.3	214.7	157.8	141.0	126.3	120.0	115.7	117.9	124.2	124.2
57.5°	2024.6	1496.3	246.2	157.8	136.8	124.2	115.7	109.4	111.5	113.6	113.6
60°	2197.1	1656.3	300.9	157.8	134.7	120.0	109.4	101.0	101.0	103.1	103.1
62.5°	2371.8	1814.1	378.8	159.9	136.8	117.9	101.0	92.6	90.5	92.6	92.6
65°	2601.2	2066.7	456.7	159.9	143.1	113.6	94.7	84.2	82.1	82.1	84.2
67.5°	2923.2	2247.7	353.6	153.6	147.3	113.6	88.4	77.9	73.7	73.7	73.7
70°	2752.7	1896.2	225.2	143.1	141.0	117.9	84.2	71.6	67.3	65.2	65.2
72.5°	2357.1	1517.4	181.0	134.7	130.5	115.7	80.0	67.3	61.0	58.9	58.9
75°	1889.9	1197.5	157.8	122.1	113.6	96.8	73.7	61.0	56.8	52.6	52.6
77.5°	926.0	500.9	120.0	107.3	96.8	73.7	65.2	56.8	50.5	46.3	46.3
80°	231.5	174.7	88.4	84.2	71.6	56.8	52.6	48.4	44.2	40.0	40.0
82.5°	124.2	103.1	63.1	56.8	48.4	40.0	40.0	37.9	35.8	31.6	29.5
85°	63.1	61.0	42.1	37.9	31.6	25.3	27.4	27.4	25.3	18.9	18.9
87.5°	33.7	33.7	21.0	16.8	14.7	12.6	12.6	12.6	10.5	8.4	8.4
90°	0.0	0.0	0.0	0.0	0.0	0.0	0.0	0.0	0.0	0.0	0.0

(END OF REPORT)